

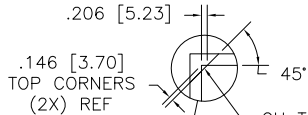
OGA DIAG: 43.38 [1101.9]
AA DIAG: 42.05 [1068.1]

TOP LEVEL 98 NUMBER	DST KIT PART NUMBER	TYPE	PRODUCT SPEC
98-0003-3323-1	DSTK9016-3421	DUAL	33626, 34017

(DUAL)

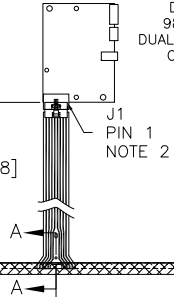
DST-TC-3421DC
98-0003-3325-6
DUAL MODE CONTROLLER
COMPONENT SIDE

CORNER TAPE
CHAMFER DETAIL



CU TAPE
CORNER
COVERAGE

12.00" [304.8]



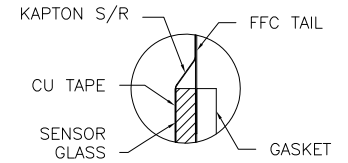
1.10 [27.9]
TYP 8X

.41 [10.32]

CU TAPE
3 SIDES

19.40 [492.8] 2X
GASKET
NOTE 3

13.750±0.030 [349.25±0.76]



SECTION A-A
SCALE: 8/1

SENSOR FRONT

20.788 [528.00]
AA

21.600 [548.64]
OGA

J1 PINOUT	
1	CH 3
2	CH 2
3	PWR
4	2.5V
5	GRD
6	PWR
7	CH 0
8	CH 1

.083 [2.11]
GLASS REF.
.170 [4.32]
TOTAL THK.

35.42 [899.8] GASKET 2X
NOTE 3

1.10 [27.9]
REF

.41 [10.32]

36.812 [935.01] AA

37.624 [955.65] OGA

NOTES:

- WEIGHT OF GLASS IN GRAMS: 2763 ±10%
- 8 PIN AMP CONNECTOR
LATCH STYLE HOUSING P/N: 487526-7
TIN CONTACTS P/N: 2-487406-4
HOUSING ORIENTED WITH LATCH UP
- GASKET ON SENSOR BACKSIDE

.086 [2.17]
BOTTOM CORNERS
(2X) REF

.121 [3.07]

CU TAPE
CORNER
COVERAGE

CORNER TAPE
CHAMFER DETAIL

UNITS	INCHES [MM]
DECIMALS	THIRD FRACTIONS SHOWN
.X	±
.XX	±.03
.XXX	±.015
ANGLES	±1°
THIRD ANGLE PROJECTION	
DO NOT SCALE DRAWING	
SCALE	1 = 1

DATE	3/09	BY	A. Hartofells
DESCRIPTION	AUTOCAD		
SCALE	1 = 1	SHEET	1 OF 1
DOCUMENT NO.	36761-MKT	REV	04

04	REVISE PER CO 030567	6/09	IAH
03	RELEASE PER CO 030217	3/09	IAH
REV	CHANGE NOTICE	DATE	BY

MKT DWG
DST2270DX 42"-1